

SCALE



Average walking times from Victoria gate:

- Palm House: 5 min
- The Hive: 10 mins
- Children's Garden: 15 mins
- Temperate House: 10 min
- Lake crossing: 10 to 15 mins
- Woodland walk: 25 mins
- Great Pagoda: 20 mins

Symbols















- Toilets
- Accessible toilets
- Baby change
- Baby feeding room
- Changing Places toilet
- Restaurant
- Café
- Shop
- Water
- Accessible entry
- Information
- Bus stop
- Sensory Spot
- Quiet Spot

Paths


- Fully accessible
- Lawn paths
- Steep path not suitable for wheelchairs, the chevrons point downhill



Symbols

-  Toilets
-  Accessible toilets
-  Baby change
-  Baby feeding room
-  Changing Places toilet
-  Restaurant
-  Café
-  Shop
-  Water
-  Accessible entry
-  Information
-  Bus stop
-  Sensory Spot
-  Quiet Spot

Paths

-  Fully accessible
-  Lawn paths
-  Steep path not suitable for wheelchairs, the chevrons point downhill

